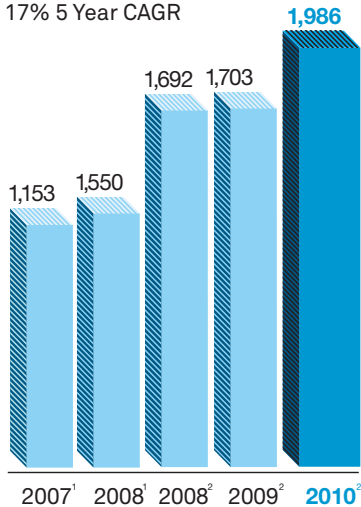


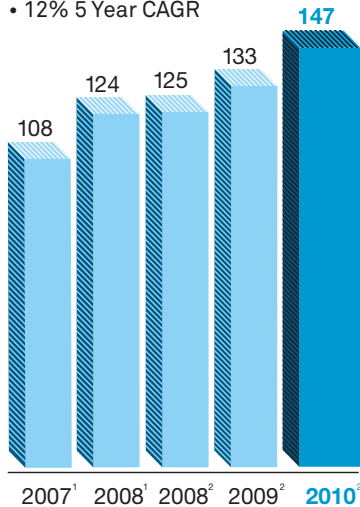
### Revenues (US\$ millions)

• 17% 5 Year CAGR



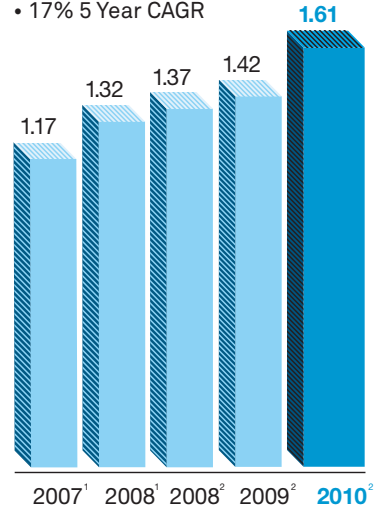
### Adjusted EBITDA (US\$ millions)

• 12% 5 Year CAGR



### Adjusted EPS (US\$)

• 17% 5 Year CAGR



#### Notes

1. Results for fiscal years ended March 31
2. Results for calendar years ended December 31